

JL WINDOWS AND DOORS



PRODUCT BROCHURE

ALUMINIUM DOUBLE GLAZED
HIGH PERFORMANCE ENERGY EFFICIENCY



JL WINDOWS
AND DOORS

www.jlwindow.com.au



**Elevating
Homes with
Quality and
Efficiency**

Welcome to JL Windows and Doors,

your trusted partner in transforming spaces with premium powder-coated aluminum double glazed windows and doors.

We specialize in supplying top-notch products for both new constructions and renovation projects, offering seamless door-to-door service that includes safe delivery and professional installation.



Quality and Energy Efficiency

We understand the importance of energy efficiency in today's homes, which is why our focus is on high-performance, energy-efficient solutions.

Our thermally broken aluminium profiles with double glazed windows not only meet the Australian standards but also contribute to the nation's energy-saving goals.

By choosing JL Windows and Doors, homeowners not only invest in quality but also enjoy significant savings on their energy bills.

JL PRODUCT RANGE

JL ESSENTIAL SERIES

- JL Essential Series Awning Windows
- JL Essential Series Fixed Windows
- JL Essential Series Sliding Windows
- JL Essential Series Sliding Doors
- JL Essential Series Hinged Doors

Ideal for standard residential new homes, townhouses, renovation projects.

JL THERMAL SERIES

- JL Thermal Series Awning Windows
- JL Thermal Series Fixed Windows
- JL Thermal Series Sliding Windows
- JL Thermal Series Casement Windows
- JL Thermal Series Tilt and Turn Windows
- JL Thermal Series Sliding Doors
- JL Thermal Series Hinged Doors
- JL Thermal Series Bi folding Doors

Designed for high performance energy efficient new homes, luxury houses.

JL COMMERCIAL SERIES

- JL Commercial Series Awning Windows
- JL Commercial Series Fixed Windows
- JL Commercial Series Sliding Doors
- JL Commercial Series Hinged Doors

Suitable for shop front, childcare centers, age care centers.

JL PRODUCT RANGE




JL ESSENTIAL SERIES

JL Essential Awning Windows

Air Infiltration Test	Mid
Ultimate Strength Test	2500 pa+
Water Resistance	455pa+
Deflection Test	2000pa+
Rating	N4
U Value / SHGC	3.74-6.67/0.26-0.61

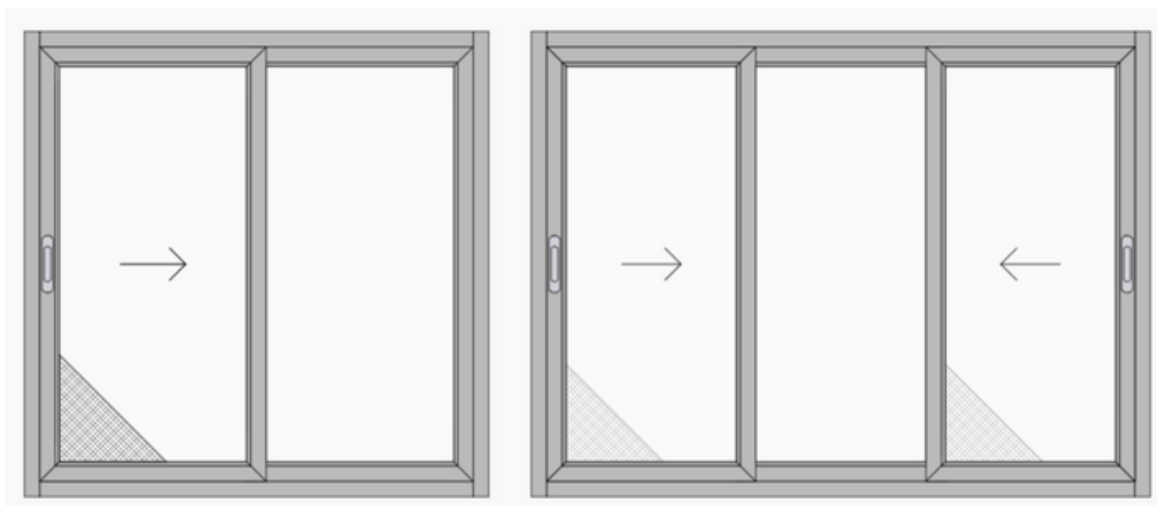
- Slim and durable frame style
- Argon gas filled double glazing
- Economical and practical choices
- Various flexible configurations
- Removable stainless steel fly screen



JL ESSENTIAL SERIES

JL Essential Sliding Windows	
Air Infiltration Test	Mid
Ultimate Strength Test	3000pa+
Water Resistance	250pa+
Operation Force Test	90N
Rating	N3
U Value / SHGC	3.2-6.19/0.28-0.64

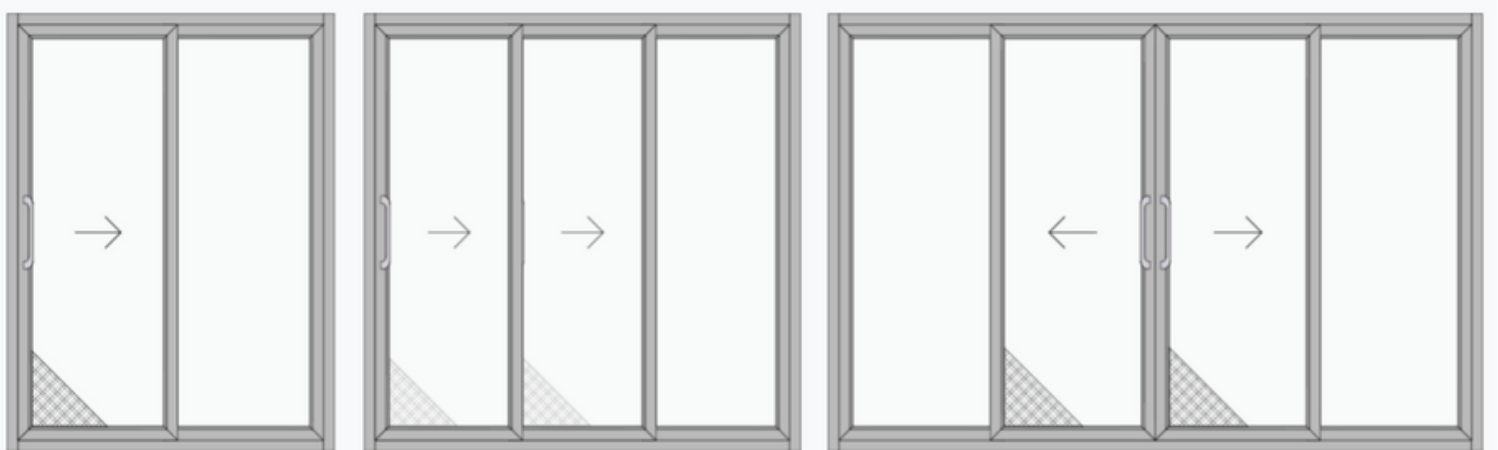
- Slim and durable frame style
- Argon gas filled double glazing
- Economical and practical choices
- Better ventilation option
- Smooth roller with easy operation



JL ESSENTIAL SERIES

JL Essential Sliding Doors	
Air Infiltration Test	High
Ultimate Strength Test	2000pa+
Water Resistance	300pa+
Operation Force Test	110N
Deflection Test	400pa+
Rating	N5
U Value / SHGC	3.13-6.01/0.31-0.72

- Slim and durable frame style
- Argon gas filled double glazing
- Economical and practical choices
- Require little space and improve indoor to outdoor flow
- Optional heavy duty lockable stainless steel fly screen



JL THERMAL SERIES

JL Thermal Fixed Windows	
Air Infiltration Test	Mid
Ultimate Strength Test	3000pa+
Water Resistance	600pa+
Deflection Test	1/4900
Gasket	EPDM / PA66
Rating	N5
U Value / SHGC	2.2 -2.9 / 0.36-0.61

- Argon gas filled double glazing
- High performance energy efficient
- Water and weather resistance
- Optimize natural light and outdoor views
- Full length windows, picture windows, kitchen splashback windows, colonial style windows



JL THERMAL SERIES

JL Thermal Awning Windows	
Air Infiltration Test	Mid
Ultimate Strength Test	5000pa+
Water Resistance	800pa+
Deflection Test	1800pa
Gasket	EPDM / PA66
Rating	N5
U Value / SHGC	3.00-3.5 / 0.26-0.45

- High performance sealing
- Argon gas filled double glazing
- Sound and thermal insulation
- Concealed drainage system
- Removable stainless steel fly screen
- Optional compressed side locks
- Integrated multi functional with daylighting, ventilation, soundproofing, insect resistance features.



JL THERMAL SERIES



JL THERMAL SERIES

JL Thermal Tilt and Turn Windows	
Air Infiltration Test	Mid
Ultimate Strength Test	3000pa+
Water Resistance	450pa+
Operation Force Test	7.4N/15
Deflection Test	1600pa+
Gasket	EPDM / PA66
Rating	N6
U Value / SHGC	2.7-3.3/0.23-0.43



- Argon gas filled double glazing
- High performance energy efficient
- The tilt function allows for top ventilation, easily enabling hot air to quickly escape through
- The turn function creates ample air flow and movement for maximum ventilation

JL THERMAL SERIES

JL Thermal Sliding Doors	
Air Infiltration Test	Mid
Ultimate Strength Test	3000pa+
Water Resistance	600pa+
Deflection Test	1/4900
Gasket	EPDM / PA66
Rating	N5
U Value / SHGC	2.7- 3.3 / 0.3-0.62

- Argon gas filled double glazing
- High performance energy efficient
- Multiple locking system provide more security
- Top and bottom roller system for smooth and quiet operation
- Designed weeped sill drainage channel
- Optional heavy duty fly screen



JL THERMAL SERIES



JL GLASS OPTIONS

Australian Certified Double Toughened Glass
Filled with Argon Gas. Comply with AS2047.

5mm-9Argon-5mm

5mm-12Argon-5mm

6mm-12Argon-6mm

8mm-12Argon-8mm

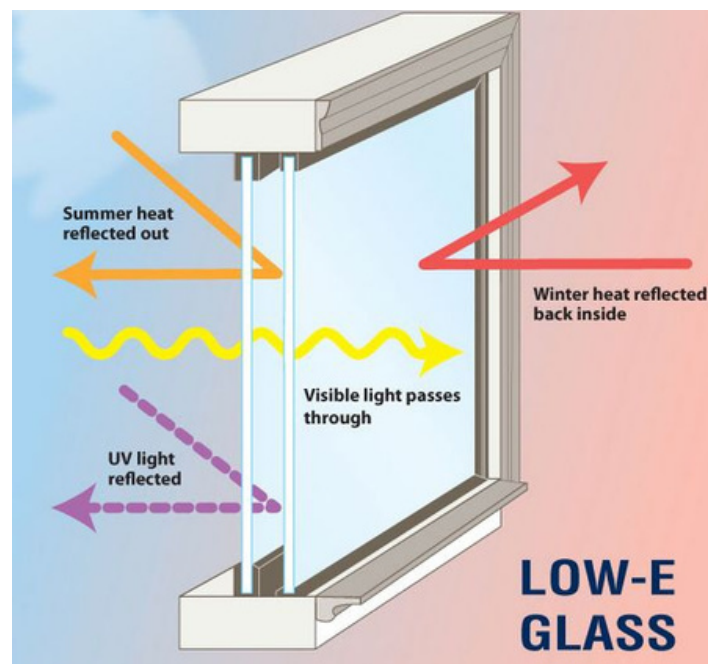
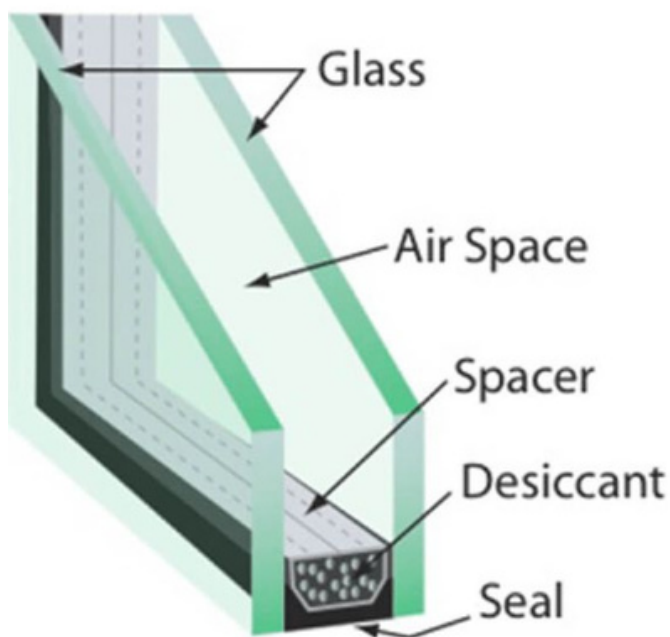
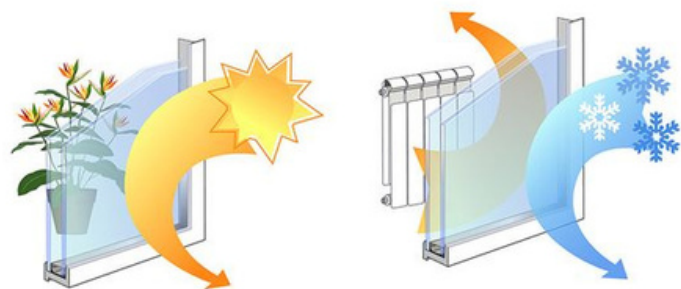
Low E Glass

Double Low E Glass

Obscured Glass

European Grey Glass


Laminated Glass



JL FLY SCREEN AND HARDWARE OPTIONS

Stainless Steel Fly Screen For All Openable Windows
And Heavy Duty Fly Screen Panels For Sliding Doors
And Hinged Doors

- Strong
- Durable
- Scratch Free



Hardware Options For
Awning Windows
And Sliding Doors





OUR MISSION

At the heart of JL Windows and Doors is a dedication to bringing superior products and services to the Australian market. We believe in creating a positive living environment for our clients, emphasizing not only the aesthetic appeal of our products but also their contribution to a sustainable and energy-efficient lifestyle.

JL WINDOWS AND DOORS



CONTACT US

sales@jlwindow.com.au
Unit 10, 144-150 Canterbury Rd
Kilsyth South VIC 3137